

Study To Explore The Abuse Experienced By The Nursing Students At The Selected Nursing College Of Bhubaneswar

Rutuparna Satapathy¹, Sasmita Das², Urjita Mohanty³

B.Sc Nursing Student, Professor & Associate Dean, Department of Medical and Surgical Nursing, SUM Nursing College, Siksha OAnusandhan (Deemed to be University), Bhubaneswar, Odisha, India

Correspondence Author: Dr. SasmitaDas, Email: sasmita.snc@soa.ac.in

Abstract: Objectives: To find out the rank order of different types of abuse and to investigate the effect of type of abuse on their usual study and clinical practices. **Methods:** This survey was conducted with the self-structured questioner and Both males and females are taking part in this study. A self-structured questionnaire was prepared in two sections. Section –A, this section deals with socio-demographic data. Section –B, this section deals to assess different abuses. For this section rating scale is with a score of- always, sometimes, rarely, no. Each item has four options. Thus the scoring is always -4, rarely -3, sometime-2, no -1. The component of the abuse of the questioner is four types:- verbal, physical, sexual, emotional. **Results:** The correlation value between the verbal buses and the impact of abuse on the study and clinical practice is 0.365569. Therefore, there is a positive correlation between verbal abuse and the impact of abuse on the study and clinical practice. This correlated with the p-value ($p>0.0001$). The correlation value between the emotional abuse and impact of abuse on the study and clinical practice is 0.376146. Therefore, there is a positive correlation between emotional abuse and the impact of abuse on the study and clinical practice. This correlated with the p-value $p>0.0001$. The correlation value between the effect of abuse and physical abuse and clinical practice is 0.452216. Therefore, there is a positive correlation between physical abuse and the effect of abuse and clinical practice. This correlated with the p-value $p>0.0001$. The correlation value between the effect of abuse and sexual abuse and clinical practice is 0.0184232. Therefore, there is a positive correlation between the effect of abuse and sexual abuse and clinical practice. This correlated with the p-value $p>0.0002$. Therefore, there is a positive correlation between verbal abuse and the impact of abuse on the study and clinical practice. This is a correlation with the p-value $p=0.0002$. By the conventional criteria, this difference is considered to be extremely statistically significant. **Conclusion:** Form the finding of the study it is concluded that physical abuse is most vulnerable among all. There is a positive correlation between all the variables with that of the impact of abuse on the study and clinical practice.

Keywords: Abuse, Nursing, Nursing students.

INTRODUCTION

The largest number of nurses in the world is produced in India, which is the second-largest populated countries across the globe. Nowadays the economic development is highly growing higher than before in the country. Health care is one of the areas growing along with the country's overall growth. According to the India council of nursing report that 95% of nurses are female nurses in the world. Abuse of all kinds has grown dramatically in recent days worldwide. Concerns over workplace violence against health

workers are now common. The issue of health-care abuse is not new; it was possibly always part of nursing.¹

Nowadays verbal abuse of healthcare workers are considerable attention. In workplace the nursing students also identified as a group of verbal abuse. Excessive exposure of verbal abuse can have a negative effect on physical & psychological effects increased the carrier change and deterioration in the quality of care nursing staff delivery. Total 156 students take part in this study. The verbal abuse reported by 45.01% of responders, 34.5% had witnessed of other students experiencing and 65.5% reported that they were experiencing of other students verbal abuse. The majority of incidence occurs in general wards like medical, surgical and mental health clinical areas.²

The health care system has a large number of female employees at all levels with the most dominant being nursing. The nursing students are known to report sexual harassment. There is also evidence from other studies that nursing students are faced with abuse due to their disadvantaged position within the health system and the nature of their work (working hours, nursing men, and working with men) that directly contradict prevailing gender norms. This is further compounded by the fact that nursing students have a gendered view of their positions as well as of abuse themselves. There is little evidence of the extent of abuse faced by health-care nursing students. The study was carried out to map the various types of abuse faced by women workers. In this type of work, nursing students are especially vulnerable because they are often younger, have less clinical and life experience, have less coping skills, have minimal power in the hierarchy of the environment, and are unfamiliar with the environment and its standards.³

The apprehension about the presence of abuse and collision on the well being and preservation of nursing students in countries are taken a major part in the profession of nursing. Abuse is the violence that is found in the nursing. The Previous studies have described the presence of abuse, both in the nursing clinical and academics in nursing.⁴⁻⁶

METHODS

A non-experimental and survey research approach is used for the study. Descriptive is research design is used to collect information from nursing students. 400 data of nursing students being collected by the investigator, both male & female of BSC and GNM students from sum nursing college. In this study two types of variables are;- 1. research variables are types of abuse experienced by nursing students and their impacts. 2. age, gender, region, professional education, batch, state, religion are socio-demographic variables of this study. The survey was conducted with a structured questioner. For this research rating scale is with a score of always, sometimes, rarely, no. Each item has 4 options with one most probable correct answer with the score of one.

RESULTS

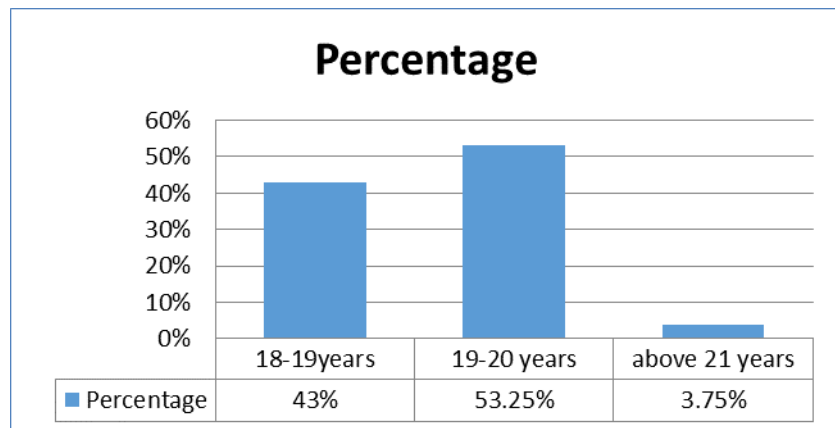


Fig. 1 Frequency and percentage distribution of data according to age group

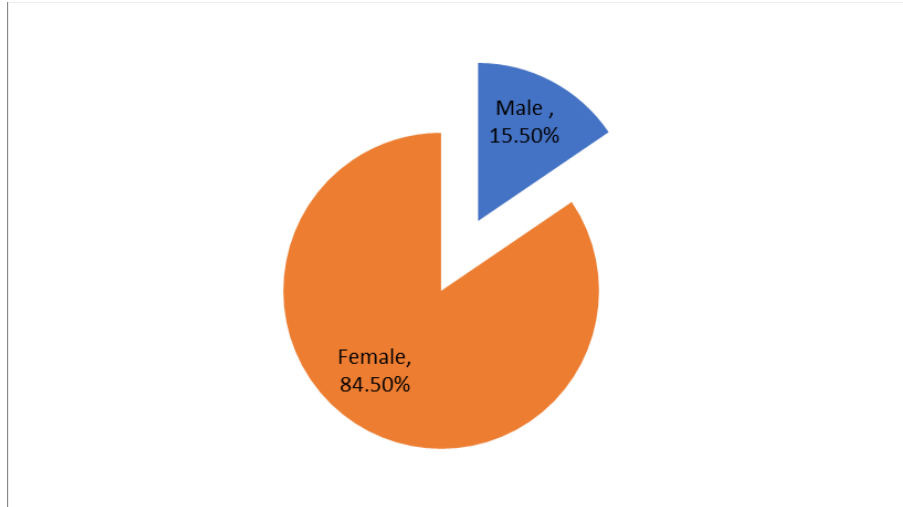


Fig. 2 The pie diagram shows the distribution of the sample according to gender.

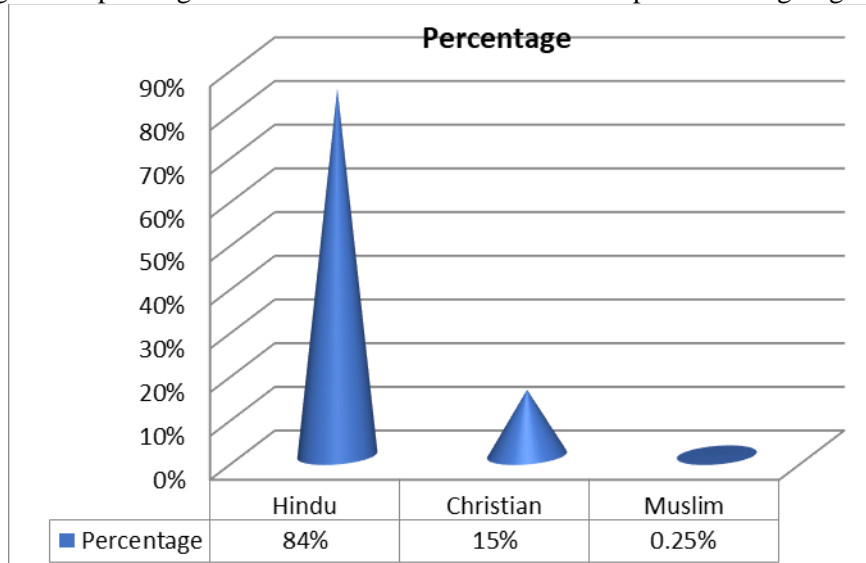


Fig. 3 Cone graph represents the percentage of data according to the religion of nursing students.

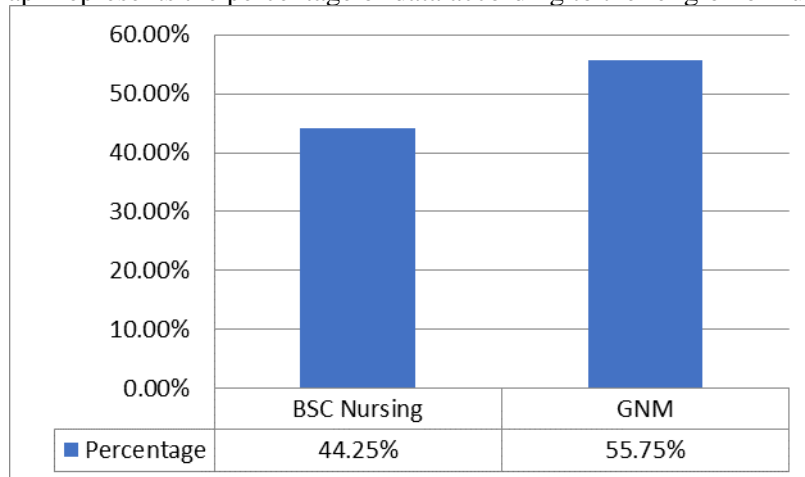


Fig. 4 Bar graph shows the percentage distribution of data according to the professional education of the nursing students.

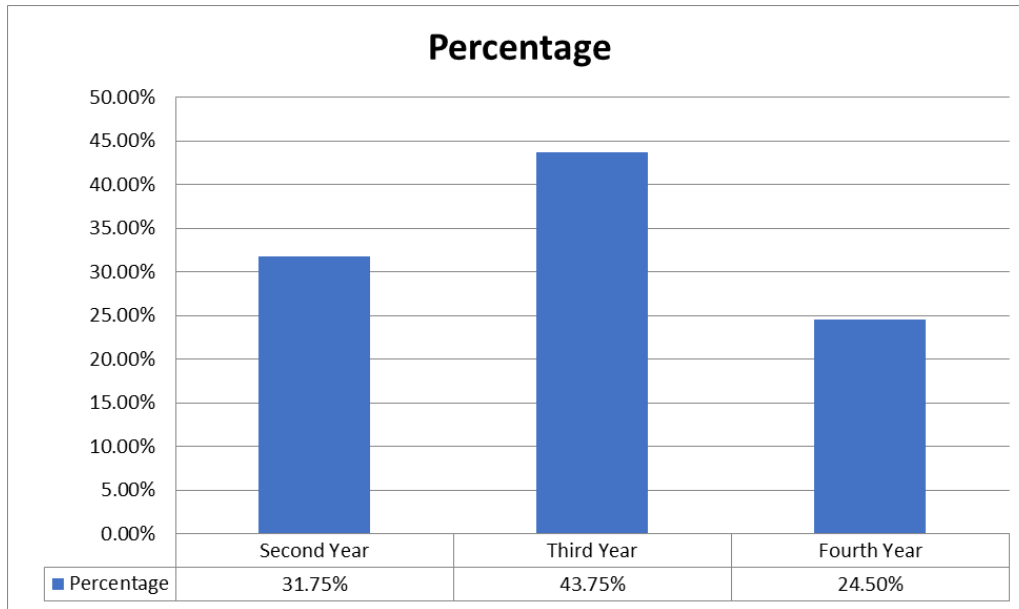


Fig. 5. Bar graphs show the percentage distribution of data according to the batch of professional education.

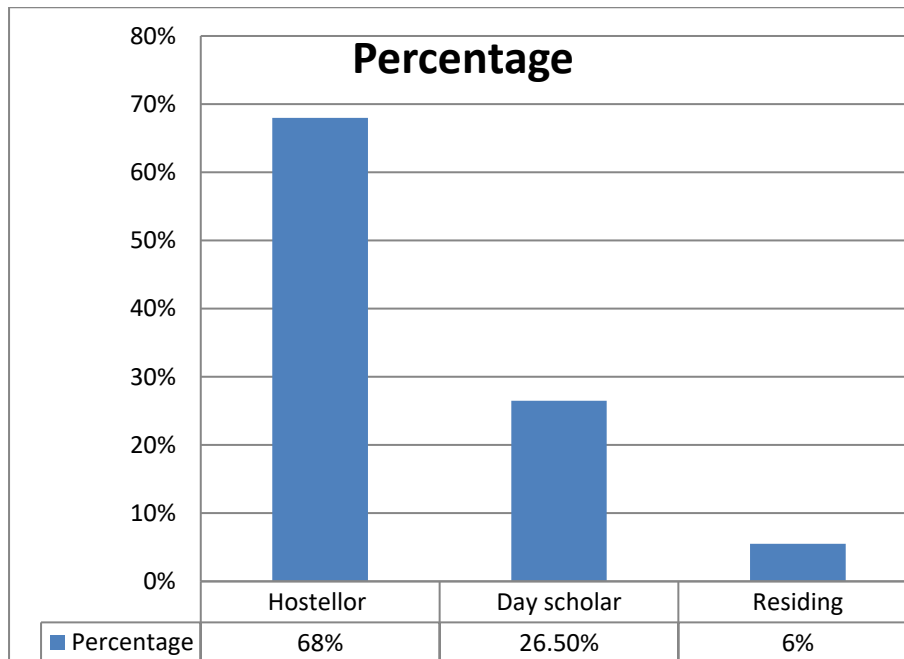


Fig. 6. Bars graph shows the distribution of data according to the residence of living.

Table 1. Correlation between the abuse and the impact of abuse

Type of abuse	Total score	Acquired score	Percentage(%)	Rank order
Verbal	16000	12585	78.656	4 th Rank
Emotional	16000	14737	92.106	1 st Rank
Physical	16000	12735	79.593	3 rd Rank
Sexual	16000	13542	84.637	2 nd Rank

The table represents the percentage of the particular abuse faced by nursing students. This table represents the rank order and occurrence of abuses. We calculated the total score of abuse 16000 and calculated the acquired score of abuse having verbal-12585, physical -14737,emotional-12735,sexual-13542. Then calculate the percentage of abuse having verbal-78.656%,physical-92.106%,emotional-79.593%,sexual-84.637% and according to that we calculated the rank order and occurrence of abuse

Table 2. Correlation between the abuse and the impact of abuse

Abuse	Impact of abuse	Correlation {r}	Significance
Verbal	Verbal abuse with the impact of abuse	0.365569*	P>0.0001
Emotional	Emotional abuse with the impact of abuse	0.376146*	P>0.0001
Physical	Physical abuse with the impact of abuse	0.452216*	P>0.0001
Sexual	Sexual abuse with the effect of abuse	0.184233*	P=0.0002

Table 2 represents the correlation between the abuse and the effect of abuse and clinical practices. The *= significant, r =correlation According to that 1st rank physical,2nd rank sexual,3rd rank emotional,4th rank verbal. There is a positive correlation between verbal abuse and the effect of abuse(r=0.365569),on the study and clinical practice. This correlated with the p-value (p>0.0001). There is a positive correlation between emotional abuse and the effect of abuse(r=0.376146), and clinical practice. This correlated with the p-value (p>0.0001). There is a positive correlation between sexual abuse and the effect of abuse(r=0.0184232), on the study and clinical practice. This correlated with the p-value (p>0.0002). There is a positive correlation between physical abuse and the effect of abuse (r=0.452216) on the study and clinical practice. This correlated with the p-value (p>0.0001).

Analysis of data to find out the rank order and occurrence of the different abuses. Here we are having verbal, sexual, physical, and emotional abuse, among those we have to find out which is most affected abuse, then will arrange according to their rank.

DISCUSSION

Form the finding of the study it is concluded that physical abuse is most vulnerable among all. There is a positive correlation between all the variables with that of the impact of abuse on the study and clinical practice.⁷ The findings of the study may be implicated in nursing education, nursing practice, nursing research, and nursing administration and instruct the students to improve and enhance this knowledge regarding the abuse and its prevention.This study was designed to explore the abuse experienced by nursing students and their impact on their study and clinical practice. ⁸⁻¹⁰

CONCLUSION

This the finding of the study it is concluded that physical abuse is most vulnerable among all. There is a positive correlation between all the variables with that of the impact of abuse on the study and clinical practice.

Ethical permission: Not required

Conflict of interests: None

Funding: None

References

1. Weurlander M, Lönn A, Seeberger A, Broberger E, Hult H, Wernerson A. How do medical and nursing students experience emotional challenges during clinical placements?. *Int J Med Educ.* 2018;9:74-82.
2. Ferns T, Meerabeau L. Verbal abuse experienced by nursing students. *Journal of advanced nursing*, 2008; 61(4), 436-444.

3. Shdaifat EA, Al Amer MM, Jamama AA. Verbal abuse and psychological disorders among nursing student interns in KSA. *J Taibah Univ Med Sci.* 2020;15(1):66-74.
4. Aghajanloo A, Nirumand-Zandi K, Safavi-Bayat Z, Alavi-Majd H. Clinical violence in nursing students. *Iran J Nurs Midwifery Res.* 2011;16(4):284-287.
5. Tweedlie J, Vincent S. Adult student nurses' experiences of encountering perceived child abuse or neglect during their community placement: Implications for nurse education. *Nurse Educ Today.* 2019 Feb;73:60-64.
6. Alshammari KF, McGarry J, Higginbottom GMA. Nurse education and understanding related to domestic violence and abuse against women: An integrative review of the literature. *Nurs Open.* 2018;5(3):237-253.
7. Zhu Z, Xing W, Lizarondo L, Guo M, Hu Y. Nursing students' experiences with faculty incivility in the clinical education context: a qualitative systematic review and meta-synthesis. *BMJ Open.* 2019;9(2):e024383.
8. Khademloo M, Moonesi FS, Gholizade H. Health care violence and abuse towards nurses in hospitals in north of Iran. *Glob J Health Sci.* 2013;5(4):211-216.
9. Honarvar B, Ghazanfari N, Raeisi Shahraki H, Rostami S, Lankarani KB. Violence against Nurses: A Neglected and Health-threatening Epidemic in the University Affiliated Public Hospitals in Shiraz, Iran. *Int J Occup Environ Med.* 2019;10(3):111-
10. Al-Shamlan NA, Jayaseeli N, Al-Shawi MM, Al-Joudi AS. Are nurses verbally abused? A cross-sectional study of nurses at a university hospital, Eastern Province, Saudi Arabia. *J Family Community Med.* 2017;24(3):173-180.