

Social Status of College Librarians with Respect to Teaching Faculty in Guwahati, Assam

1. KANKANA CHAKRABORTY

MLISc., Gauhati University

E-Mail ID: kankanakashyap1234@gmail.com

Abstract: *Library is considered as a backbone of an institution supported the teaching and learning process of an institution. Library provides assistance to access the information to its users. It is important that the chief of the library is highly qualified and also able to provide all the related information to the users. This paper highlights the social status of college librarians, their activities, job satisfaction, status satisfaction and how teaching faculty thinks about them. The main purpose of this paper is to find out the social status of college librarians and their satisfaction level. This is a survey based paper and the data are collected from the librarians as well as the teaching faculty of the respective colleges. Questionnaire and personal interview techniques are use for the collecting the required information. The result of this research shows that the social status of college librarian is impressive. And the librarians satisfied with it. .*

Keywords: *Social Status, College Librarian, Job Satisfaction, Librarian status, Status satisfaction, Teaching faculty*

1.Introduction: A well managed library is the foundation of modern educational structure. The significance of library in education can be appreciated properly and precisely only if we try to understand the changing concept of education of today. Library is a place where we can find any kind of information. Library is a systematic collection of information which made accessible to a defined group for reference or borrowing. In every library there has a chief, who managed all the activities of the library, and the person is called librarian. A librarian is a person who works professionally in a library and providing access to information. In a college library, the librarian is directly responsible to the principal or the head of the institution. Librarian is a person who assists the students to accomplish their assignments and help them to find their resources or knowledge.

According to Lundberg, status is the, “comparative amount of prestige, deference or respect accorded to persons who has been assigned different roles in group or community.” Social status refers a person's importance in relation to others within a society. It indicates the honor or prestige attached to one's position in the community. Social status is determined in different ways; one can achieve his or her social status by their own accomplishment. This is known as achieved status. Alternatively, one can inherit his or her position on the social hierarchy; this is known as ascribed status. Social status of a college librarian refers the position of a college librarian in a institution as well as in society. In modern era the librarian's position is the equal as the other teaching faculty in an institution. The college librarians are highly qualified like the other teaching faculty, and they actively participates in every academic programme.

2.Literature Review:

Literature review is a most essential step among all the steps of a research. It provides some idea about the topic. **Bolin (2008)** discussed about librarians status at fifty land grant universities. The findings shows four types of status which are professorial, other ranks with tenure, other ranks without tenure, and academic or professional staff. **Somvir & Kaushik (2012)** mentioned in their study about job satisfaction of library professionals of Haryana. The population of the research was library professionals of private engineering and management colleges in Haryana. **Rahman Nair (1995)** gave a comparative analysis among various library committees like Joy committee, Ranganathan committee etc. The paper mentioned the librarians role, qualifications and their status in the institution. **Khasseh, Azimi & Ghazizadeh (2019)** surveyed the social status of library and information science profession. Findings revealed that based on the views of librarians of public libraries, the social status of Library and Information Science is at weak and moderate levels. **Fararo (2007)** described what social status is. **Haidari, Kokabi & Omeir (2017)** in their paper aimed to investigate the current social status of knowledge and information science discipline from librarian's viewpoint in Ahvaz city of Iran.

3.Objective of the study:

Objectives are helped the researchers to do their work. The objective of the research are given below –

- ✓ To find out the social status of the librarians.
- ✓ To explain the satisfaction level of librarians.
- ✓ To know how the librarian provide the information.
- ✓ To examine the nature or the activeness of the librarian.
- ✓ To investigate how the teaching faculty thinks about the librarian.
- ✓ To suggest some way through which the librarian attract the users and improves their library services.

4.Scope and limitations of the study: The topic 'Social status of college librarian with respect to teaching faculties in Guwahati' is only focusing the respected librarians of the particular colleges and the respected teaching staff. This topic includes the social status of the college librarian, their nature or behavior, their job satisfaction, salary satisfaction, status satisfaction, their duties and responsibilities and the behavior of the teaching faculty towards the librarian.

The study focused only the colleges which are situated in the Guwahati city. The area of the Guwahati city is very large. It has a number of colleges, but the topic will choose only those colleges which are provincialized under Gauhati University. There are only fifteen colleges are selected for the survey.

5.Research Methodology: Research methodology plays a very important role in any research. Without a proper method, a researcher cannot find a proper conclusion. This research is a survey based research and personal interview and questionnaire techniques are used to assemble the data. For collecting the sample from the population, simple random sampling technique has been used. Two set of questionnaires has been prepared for data collection, and out of these one set for the librarian and another one for the teaching faculty of the respective colleges. Numerous primary and secondary literatures are also contemplated to reach the knowledge about social status and academic library.

6.Survey Report: The questionnaire is designed in such a way that the present status of the college librarians reflected. To achieve the relevant data for the study, two set of questionnaire are used-

- Set 1. Questionnaire for Librarian.
- Set 2. Questionnaire for Teaching faculty.

6.1: Information provided by the Librarian:

6.1.1 Library Collection: Collection means the documents which are collected and arranged systematically together and viewed as a whole. Library collection means the total number of books and other materials of library which are arranged and catalogue for access.

Table 1: List of surveyed colleges and their collection:

SL NO.	COLLEGE	TOTAL BOOKS	REF. BOOKS	NON-BOOK MATERIAL	MAGAZINE/ PERIODICAL	NEWSPAPER	E-JOURNAL	OTHER COLLECTION
1	Handique Girls' College B.Baruah	49,853	3,598	190	32	10	N-List,2	Report(71), Bound Vol.(223)
2	Pragijyotish College	not provided	not provided	not provided	not provided	not provided	not provided	not provided
3	Arya Vidyapeeth College	60,300			24	14	Under N-List	Tirtha Nath Sharma Collection
4	Guwahati Commerce College	29,249	21,840		27	23	17	No
5	Pandu College	30986	12,000	25	12	19	4,500 Under N-List	not provided
6	Guwahati College	41,961			44	14	Under N-List	E-book(N-List), E-book(N-List), Back Vol. (Journal)(25)
7	K.R.B. Girls' College	35400			19	8	Under N-List	No
8	LCB College	14,896	8,600	125	10	8	Under N-List	No
9	Dispur College	19,853		154	30	13	N-List	
10	Pachim Guwahati College	17,227		5	13	7		
11	RG College	29,836	14,784	703	9	11		Bound Vol.(63), Newspaper
12	Baruah College	12,285			18	10		

	College						Clipping
13	College K.C. Das Commerce	23,185		190	28	14	Under N-List not specify
14	College S.B. Deorah Karmasree	14,050	2,550	25	15	15	Under N-List
15	Hiteswar Saikia College	not provided	not provided	not provided	not provided	not provided	not provided not provided

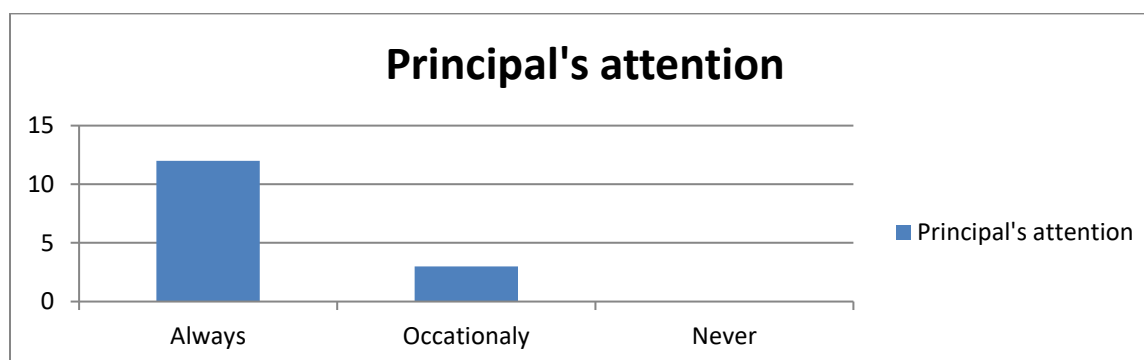
6.1.2 Attention of the principal towards the librarian:

Here, the attention of the principal refers principal’s behavior towards the library as well as the librarian. The principal encompass the librarian in the college program or not is also part of this question. In the, the result is that 80% of principals of their institutions always give attention to their college librarian. The result declared that maximum college principals give attention to their librarians and take advice from them. The principals treat librarians equal with teaching staff of their respected colleges.

Table 2: Principal’s attention

Area	Always	Occasionally	Never
Principal's attention	12	3	0

Figure 1: Principal’s attention (basis on Table 2)

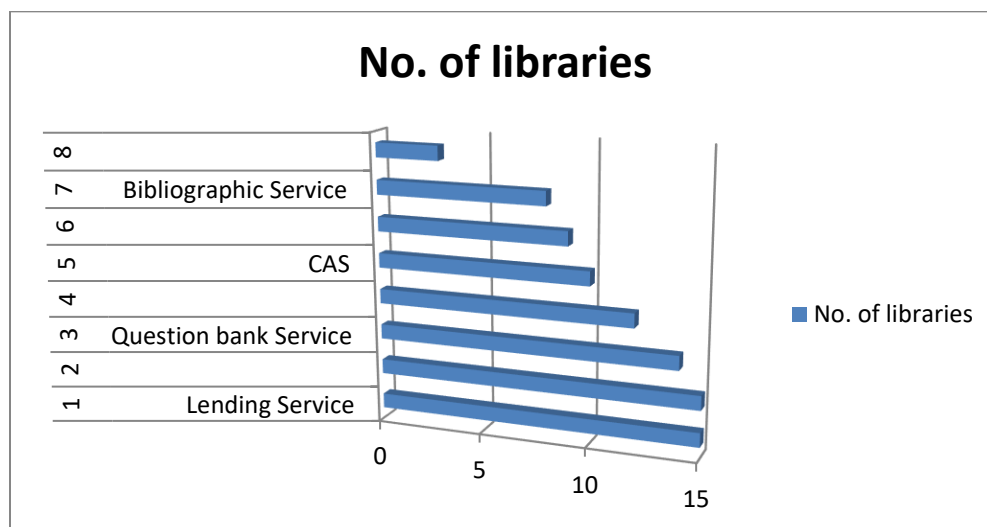


6.1.3 Services provided by the library:

Table 3: Services provided by Library

Sl.No.	<u>Facilities provided</u>	<u>No. of libraries</u>
1	Lending Service	15
2	Reference Service	15
3	Question bank Service	14
4	Reprographic Service	12
5	CAS	10
6	Book bank Service	9
7	Bibliographic Service	8
8	Indexing & Abstracting Service	3

Figure 2: Services provided by Library (basis on Table 3)



The library can be called as great not because of its collection but due to its services. The main strength of a college library depends upon the verity of services provided to their users. The table 3 shows that, the landing and reference services are provided by all the libraries. Out of fifteen colleges fourteen colleges are provided question bank Service, twelve colleges provided reprographic Service, ten colleges provided current awareness service, nine colleges provided book bank service, eight colleges provide bibliographic service and three colleges provided indexing and abstracting service in their libraries.

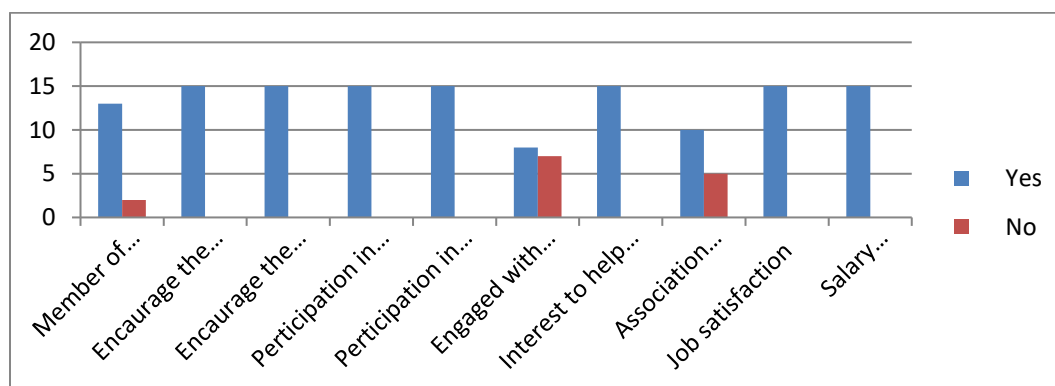
6.1.4 General Information: General information about the librarian gives accurate information about his/her personality or nature. Through these information the nature and personality of a librarian is reflected.

Table 4: General information about the librarian

	<u>Area</u>	<u>Yes</u>	<u>No</u>
1	Member of book selection committee	13	2

2	Encourage the student to visit the library	15	0
3	Encourage the other to visit the library	15	0
4	Participation in college programme	15	0
5	Participation in social programme	15	0
6	Engaged with non-profitable organization	8	7
7	Interest to help the society	15	0
8	Association with college examination	10	5
9	Job satisfaction	15	0
10	Salary satisfaction	15	0

Figure 3: General information about the librarian (basis on Table 4)



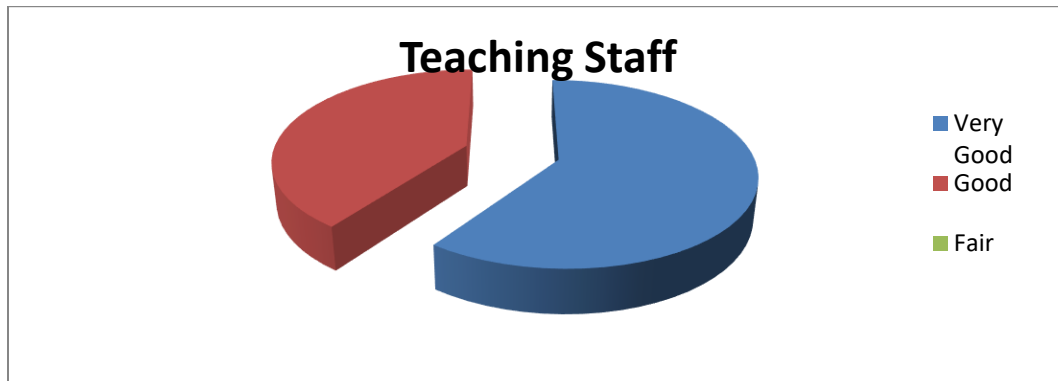
The result shows that 86.67% librarians are the member of the book selection committee. All librarians of selected colleges are encouraged the students as well as others to visit the library. The librarians attracts the users to the library by providing good quality of documents and services. It also reflects that 100% college librarians are actively participate in the college and social programmes. 53.33% librarians of selected colleges are engaged with non-profitable organization for developed the society. According to the table 4, all the librarians are interested to help the society. 66.67% librarians extent their corporation in the examination programme of their institutions like other teaching faculty. It further reflects that all the librarians of respected colleges are satisfied with their job and also with their salary.

6.1.5 Behavior with the Librarian: Literally, behavior means the act which is performed by one with others. Behavior reflects the social relation or gentleness with others. It is a response of individual or group to an action, environment, person, or stimulus. In the table 5 describe the behavior of the teaching and non-teaching staff towards them according to librarians.

Table 5: Behavior of teaching and non-teaching staff with the Librarian

Behavior	Teaching Staff	Non-teaching Staff
Very Good	9	9
Good	6	6
Fair	0	0
Poor	0	0

Figure 4: Behavior of teaching and non-teaching staff with the Librarian (basis on Table 5)



In the table 5, behavior is grouped into Very good, Good, Fair and Poor. In the table two types of information are provided, one is behavior of the teaching staff with the librarian and another one is behavior of non-teaching staff with the librarian. According to the table, the result shows that 60% of teaching faculties’ behavior of the selected institutions are “Very good” and 40% are “Good”. The non-teaching staffs are also showing same behavior like that of teaching staff with their college librarians.

6.1.6 Status of librarian:

Status of a librarian means the position of a librarian in any area of the institution as well as the society. It is the social identity has given by a group of people. It shows the rank in the institution. In the table, some questions are given to acknowledge the status of college librarian. How the librarians thinks about their position in the library compare to the teaching faculty would mention in this table.

Table 6: Status of librarian (according to librarian)

<u>Area</u>	<u>Yes</u>	<u>No</u>
Give same respect as teachers by students	14	1
Give same respect as teachers by the society	13	2
Status satisfaction in the college	14	1
Status satisfaction in the society	11	3
GB membership	0	15

Figure 5: Status of librarian (according to librarian) (basis on Table 6)

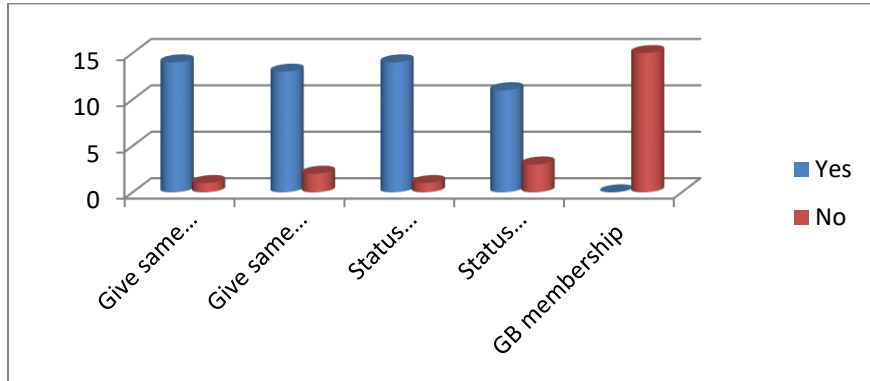


Table 6 shows the status of the librarian of the institutions as well as the society. 93.33% of librarians of the selected colleges said that the students give same respect as teachers and 6.67% librarians said the opposite. 86.67% said that the society also gives same respect as teachers, 13.33% librarians said the opposite. 93.33% of librarians are satisfied with their status in the institution and 6.67% are not. 73.33% librarians are satisfied with their status or position in the society. Table 6.6 refers that all the librarians of the selected colleges are not Governing Body member of their respected colleges.

6.2: Questionnaire for teaching faculty:

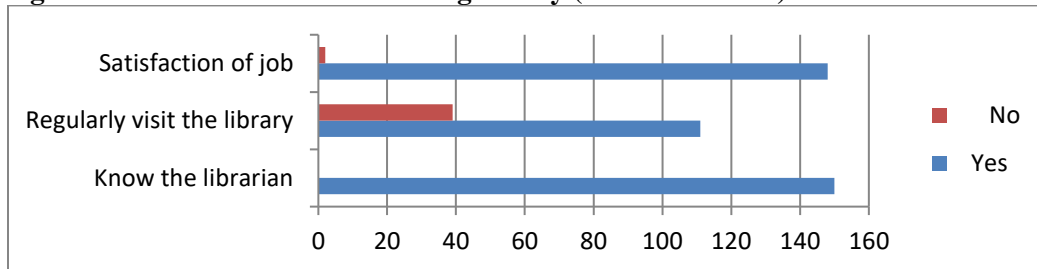
The set 2 questionnaire is distributed to the teaching faculty of respective colleges, and the responses provided by the faculty are reflected below. In set 2 questionnaires 25 questions are included, and maximum teaching faculty is fully responded. The numbers of total respondent are 150 and from each educational institution ten teaching faculty are sampled.

6.2.1 Information about teaching faculty:

Table 7: Information about teaching faculty

Area	Yes	No
Know the librarian	150	0
Regularly visit the library	111	39
Satisfaction of job	148	2

Figure 6: Information about teaching faculty (basis of Table 7)



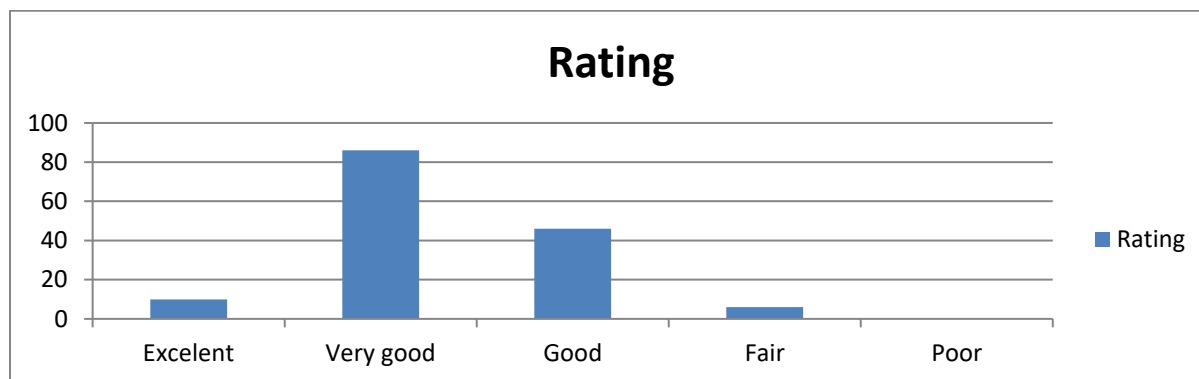
All teaching faculty of the colleges are known their librarians and 74% of faculty regularly visited the library.

6.2.2 Rating of the librarian:

Table- 8: Rating of the Librarian according to the teaching faculty

<u>Area</u>	<u>Rating</u>
Excellent	10
Very good	86
Good	46
Fair	6
Poor	0

Figure 7: Rating of the Librarian according to the teaching faculty (basis of Table 8)



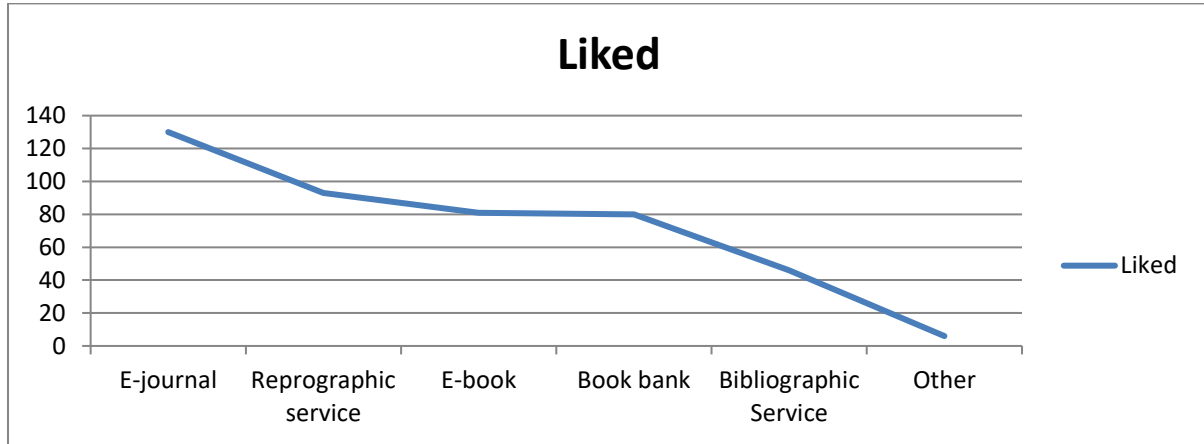
Here in the table teaching faculty is rated the librarian between ‘Excellent’ to ‘Poor’, depend on their activeness. The result shows that 6.67% teaching faculty is rated the librarian as excellent. 57.33% as very good, 30.67% as good and lastly 6% teaching faculty remarked their librarians as fair. The table reflects that the highest rating provided by the teaching staff is “very good” (57.33%). So according to the table the reputation of the college librarians of their particular colleges is very good.

6.2.3 Facilities liked by the teaching faculties:

Table 9: Facilities liked by the teaching faculties (in order of most popular to least popular)

<u>Facilities</u>	<u>Liked</u>
E-journal	130
Reprographic service	93
E-book	81
Book bank	80
Bibliographic Service	46
Other	6

Figure 8: Facilities liked by the teaching faculties (basis of Table 9)



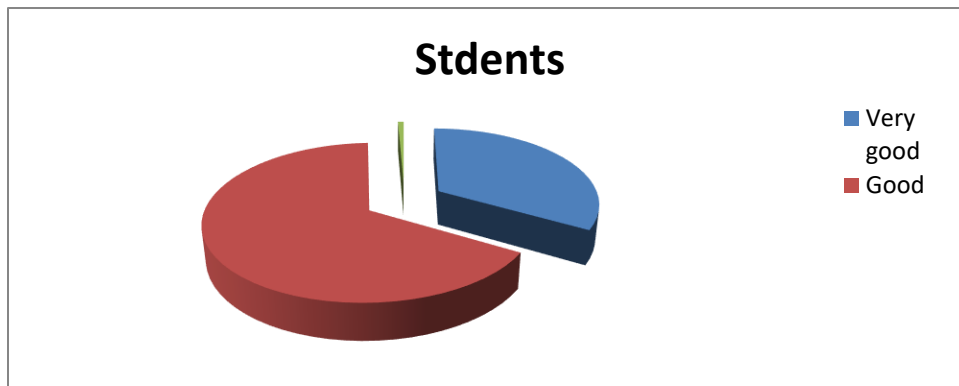
In the table, the facilities provided by the librarian in the library are mentioned. E-journal service is mostly liked by the teaching faculty. Reprographic service, E-book etc. some other services liked by the faculty in their libraries.

6.2.4 Behavior of the librarian:

Table 10: Behavior of the librarian (according to teaching faculties)

Behavior	Students	teaching/non teaching staff	Info. Seekers of the society
Very good	50	54	32
Good	99	95	114
Fair	1	1	1
Poor	0	0	0

Figure 9: Behavior of the librarian (according to teaching faculties) (basis of Table 10)



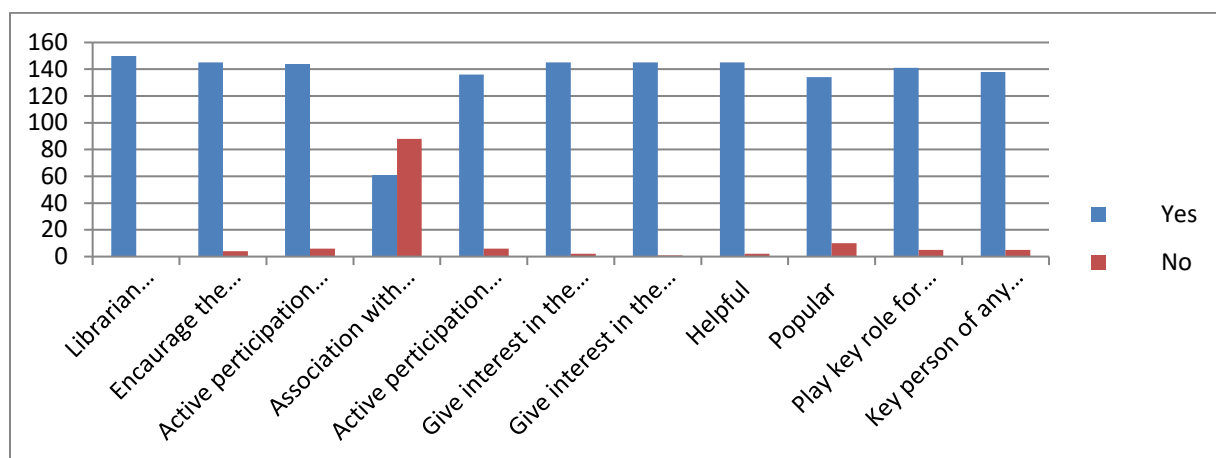
Here the table 10 shows librarian's behavior towards the students, teaching and non-teaching staff and information seekers of the society according to the teaching faculty. The behavior categorized into very good, good, fair and poor against the students, teaching/ non-teaching staff and information seekers of the society. The result shows that the behavior of the librarian towards the students, teaching and non-teaching staff and information seekers of the society according to the teaching faculty is good.

6.2.5 General Information:

Table- 11: General information about the librarian (provided by the teaching staff)

Sl no.	Area	Yes	No
1	Librarian encouraging the students to visit the library	150	0
2	Encourage the students and others to create interest and contribution in the development of the society	145	4
3	Active participation in college programme	144	6
4	Association with examination	61	88
5	Active participation in social programme	136	6
6	Give interest in the development of the library	145	2
7	Give interest in the development of the institution	145	1
8	Helpful	145	2
9	Popular	134	10
10	Play key role for personality development of the users	141	5
11	Key person of any information	138	5

Figure 10: General information about the librarian (basis of Table 11)



The table shows that according to the teaching faculty, 100% librarians are encouraging the students to visit the library, 96.67% of librarians encouraging the students and others to create interest and give contribution in the development of the society. It also reflects, the active participation of the librarian in the college programme is 96%. According to the teaching faculty, 40.67% of librarians are associated with the examination programme of their institutions. 90.67% librarians are actively participating in the social programmes. 96.67% librarians give interest in the development of their library as well as institution. The teaching faculty also thinks that 96.67% librarians are helpful and 90% of them are popular. Table also reflects that 94% librarians plays key role for development of the users, and 92% librarians are the key person of any information.

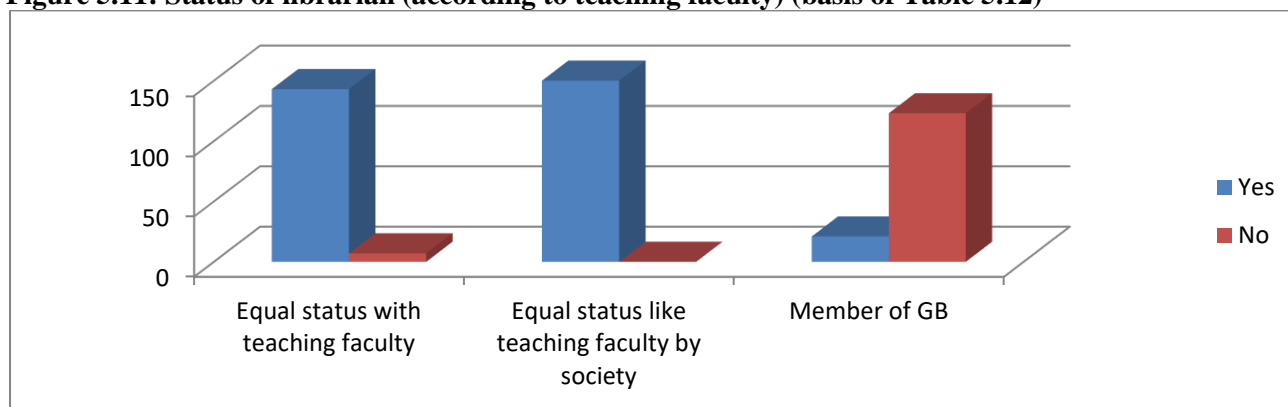
6.2.6. Status of librarian:

Table- 5.12: Status of librarian (according to teaching faculty)

Area	Yes	No
------	-----	----

Equal status with teaching faculty	143	7
Equal status like teaching faculty by society	150	0
Member of GB	21	123

Figure 5.11: Status of librarian (according to teaching faculty) (basis of Table 5.12)



The table 5.12 shows the current status to the librarian in their college and society. The current status of the librarian is very good. According to the teaching faculties, 95.33% teaching staff thinks that the status of the librarians are same or equal to the teaching faculty, 100% teaching faculty thinks the society give same respect to the librarians as teachers. The teaching faculty thinks that 82% librarians of the particular colleges are the GB member of their college. But in reality not a single college librarian is the member of Governing Body of the institutions.

7. Findings and result, Suggestions

7.1: Findings:

In the study, the survey method (questionnaire and face to face discussion) is used to collect the data about the topic. In the survey some area of the topic are cleared, there are some findings are given –

- Quality of services provided by the librarian is good.
- It is shows in the table that 80% of colleges' principals always gives the attention to their library as well as the librarian. Principal takes advice from the librarian to perform the institutional work.
- Maximum college librarians (86.67%) are the member of the book selection committee and take a major role in the programme.
- All the college librarians encourage the students and the others to visit the library and all 15 college librarians are participated in the social and institutional programmes.
- More than 50% librarians have engaged with the non-profitable organization for the development of the society.
- It is found that 66.67% librarians associated with the examination programme of their college like other teaching faculty.
- All the librarians of the respective colleges have satisfied with their job, salary and position in the institution. Teaching and non- teaching both faculties treats the librarian equally.

- The survey also reflects, 93.33% librarians think that the students give them same respect as the teaching faculty.
- According to the survey, college librarians are satisfied with their status in the institution.
- The rating of the librarian given by the teaching faculty is very good.
- The behavior of the librarian with the students, teaching/non-teaching and information seekers of the society is good. They behave nicely and give the same importance to each users of the library.
- Most of the teaching staff thinks that the status of the librarians are same or equal to the teaching faculty and 100% teaching faculty thinks society give same respect to the librarians as teachers.
- During the surveying period, it founds that in many colleges (three colleges out of fifteen) there is not a separate library building. For this reason the staff faced lots of problems.
- It is also found that the colleges and the Govt. could not give proper fund for the development of the library.
- It found that maximum number of teaching faculty thoughts; librarians are the key person of any information.

From the above findings, the result found that the social status of the college librarian is equal to the teaching faculty of an institution. The students, principal, teaching and non- teaching staff treat the librarian as an important and essential part of the college. Librarian gives any kind of information at any time and this quality of a librarian makes him/ her special in an institution. The librarian also actively participates in any programme of the college as well as the society. And that's why the librarian takes a key role of an institution.

7.2 Suggestions:

To improve the quality and the status of the librarian suggestion is most. On the basis of above analysis and findings and from the whole dissertation, some important suggestion has been made, which will help in the improvement of the college libraries as well as the librarians and motivating them –

- The Colleges should build up proper library buildings with suitable reading room facility.
- UGC and State government should give the more attention towards the college library.
- Regular training facility to the library staff should be provided. The internet connectivity should be facilitated in the college library; it helps the librarian for the development of the library.
- Ask feedback for the better development.
- For making awareness about the library and librarianship the librarian organizes some programme in the society.
- UGC give the permission to the librarian to taking class like the other teaching staff.
- In Assam the library service is not so impressive. So the government should take some steps for creating the awareness.
- Librarians should be updated themselves regularly.

8. Conclusion:

College library is the place where a student learns to use a library expertly. It is a very important for all colleges to have a full-fledged library with a good quality of collection. College library is the heart of the

institution and the librarian is the main figure of a library. They can provide us all the facilities to collect any information. If the librarian is not happy with his status the entire service will be hampered. So it is very essential to fulfill the all requirement of the librarian of an institution. In this study it is cleared that the librarians are happy with their position or status in their institutions. The teaching and non-teaching both staff respect the librarian. And the librarian also actively participates in every programme of the institution.

9. Reference:

1. Bolin, M. K. (2008). A Typology of Librarian Status at Land Grant Universities. *The Journal of Academic Librarianship*. Retrieved from <http://digitalcommons.unl.edu/cgi/viewcontent.cgi?article=1165&context=libraryscience> on 26-04-2020.
2. Dhiman, A. K. (2005). Learn library management. New Delhi: Ess Ess publication.
3. Fararo, T. J. (2007). Social Status, *Encyclopedia of Law & Society: American and Global Perspectives*. DOI- <http://dx.doi.org/10.4135/9781412952637.n637>. Retrieved from 28-11-2020.
4. Gibney, M. (2006). The Role of Libraries, Librarians, and Information in Society Retrieved from https://works.bepress.com/michele_gibney/29/ on 26-04-2020.
5. Goode, W. J. (1961). The Librarian: From Occupation to Profession?, *The Library Quarterly: Information, Community Policy*, 31(4). Retrieved from <http://www.jstor.org/stable/4305156> on 02-03-2020.
6. Haidari, G., Kokabi, M. & Omeir, F. K. (2017). Social Status of the Knowledge and Information Science Discipline from librarians' viewpoints in Ahvaz City of Iran, *Research on Information Science and Public Libraries*; 23(2). Retrieved from <http://publii.ir/article-1-1334-en.html> on 11-03-2020.
7. https://en.wikipedia.org/wiki/Social_status Retrieved on 02-03-2020.
8. https://en.wikipedia.org/wiki/Social_position Retrieved on 02-03-2020.
9. <http://www.dswleads.com/Ebsco/Social%20Status%20&%20Social%20Interaction.pdf> on 02-03-2020.
10. <http://www.yourarticlelibrary.com/sociology/social-status-the-meaning-types-essential-elements-and-characteristics-of-social-status/8553/> on 02-03-2020.
11. Khasseh, A. A., Azimi, M. & Ghazizadeh, H. (2019). A Survey on the Social Status of the Library and Information Science Profession (Case Study: Librarians of Public Libraries of Guilan Province, Iran), *Library Philosophy and Practice*. Retrieved from <https://www.researchgate.net/publication/335856500> on 11-11-2020.
12. Kothari, C. R. (1985). *Research Methodolog: methods and techniquis*. New Delhi: New Age international (P) Limited.
13. Lundberg, Johanna (2008). *Social status – a state of mind?: Subjective and objective measures of social position and associations with psychosocial factors, emotions and health*. Linköping University Medical Dissertations. Retrieved from <https://www.diva-portal.org/smash/get/diva2:126419/FULLTEXT01.pdf> on 05-03-2020.
14. Mallinson, C. (2007). Social Class, Social Status and Stratification: Revisiting Familiar Concepts in Sociolinguistics. *University of Pennsylvania Working Papers in Linguistics*, 13(2), pp.149-163. Retrieved from <http://repository.upenn.edu/cgi/viewcontent.cgi?article=1010&context=pwply> on 05-03-2020.
15. Raman Nair, R. (1992). *Computer application to Library and Information Service*, New Delhi: Ess Ess Publication.
16. Raman Nair, R. (1995). Role and Status of College Librarians : Comparative Analysis of Ranganathan, Mehrotra and Joy Committee Reports. *All India Library Conference*. Retrieve from <http://eprints.rclis.org/7834/> on 27-11-2020.

17. Nzotta, Briggs C. (1984). The social origin of librarians in Nizeria. *Annals of Library Science and Documentation*, 31(3-4), pp.104-112. Retrieved from [http://nopr.niscair.res.in/bitstream/123456789/27988/1/ALIS%2031\(3-4\)%20104-112.pdf](http://nopr.niscair.res.in/bitstream/123456789/27988/1/ALIS%2031(3-4)%20104-112.pdf) on 21-05-2020.
18. Somvir & Kaushik, S. (2012). Job Satisfaction among Library Professionals in Haryana State. *International Journal of Scientific and Research Publications*. 2(5). Retrieved from http://www.ijsrp.org/research_paper_may2012/ijsrp-may-2012-36.pdf on 27-11-2020.
19. Uddin, Jamal & Hasan, Nazmul.(2012). *Use of information technology in library service: A study on some selected libraries in northern part of Bangladesh*. *International Journal of Library and Information Science*, 4(3), pp.34-44. Retrieved from http://www.academicjournals.org/article/article1379684073_Uddin%20and%20Hasan.pdf on 27-05-2020.
20. Vijayakumar, A. & Vijayan, Sudhi S. (2011). Application of information technology in libraries: an overview. *International Journal Of Digital Library Services*, 11(2), pp.144-152. Retrieved from http://www.ijodls.in/uploads/3/6/0/3/3603729/vijaya12_144-152.pdf on 25-04-2020.