

ITERATIVE REFINED NOISY PIXEL RESTORATION (IRNPR) CELLULAR AUTOMATON BASED IMAGE DENOISING METHODS FOR BIOMETRIC IMAGES

¹Dr.A.Suresh, ²Dr.D.Sundaranarayana, ³Dr.T.Kamaleshwar

¹Assistant Professor, Department of Computer Science & Engineering, Veltech Rangaranjan Dr. Sagunthala R&D Institute of Science and Technology.

²Assistant Professor, Department of Computer Science & Engineering, Veltech Rangaranjan Dr. Sagunthala R&D Institute of Science and Technology.

³Assistant Professor, Department of Computer Science & Engineering, Veltech Rangaranjan Dr.Sagunthala R & D Institute of Science and Technology.

Abstract: *Biometrics identity gives enormous functions in various firms for as long as endorsed entering and exit functionality. The Information software program is used to save the biometrics, substance material from various users, which receives the signal in the instrument and validate the proper gauge by means of corresponding with predefined data. In the number of the situation, this form of matching may moreover introduce the fake identity rate experience of achieving the salt and pepper noise in pictures. The discussed Iterative Refined Noisy Pixel Restoration (IRNPR) technique gets rid of salt and pepper noise from an infected photo, the IRNPR cellular automata (CA) is the proposed approach that allows extension lead of casement length strongly in the course of exquisite noise strength. The deliberate approach utilizes pondered CA supported Moore neighborhood (8-neighborhood cell). Two pattern pictures (fingerprint, Iris) of two completed numerous determinations (512 x 512) and (256 x 256) are considered for the rectal exam. The improved CA is assessed in terms of the metrics including peak signal-to-noise (PSNR), mean square error (MSE), and Structural SIMilarity (SSIM). It's proven that the performance of CA is better compared to the alternative attractive applications through PSNR.*

Keywords— *Iterative Refined Noisy Pixel Restoration (IRNPR), Cellular Automata (CA), Peak Signal-to-Noise Ratio (PSNR), Mean Squared Error (MSE), and Structural SIMilarity (SSIM).*

1. INTRODUCTION

A Biometric identification scheme is one in which the consumer's body becomes the password/PIN. Biometric features about the awesome are what make that person sole and therefore may be sold-off to validate a person's admittance to numerous schemes. Biometrics bids sole assistance for recognizing people. Tokens, picture identification cards may be misplaced, pinched, replicated, or left on the domestic, Passwords may be elapsed communally or perceived, however, and Biometrics grips the potential of the firm, smooth-to-use, perfect, regular, and less costly authentication for a collection of

programs. The biometric identification techniques replace the token reputation scheme where someone is proved through his license or skip codes and desired over outdated passwords and PIN-based totally procedures. Sure identified Biometric identity methods are stated below, "Fingerprint popularity, Voice/sound reputation, Palm vein popularity, Iris recognition, Retina scan recognition, and so forth."

Denoising is a crucial issue in image manner. Impulse noises region unit evoked as a result of awful pixels in digital camera sensors or broadcast at some stage in a clattering channel. Two commonplace forms of impulse noise place unit the random valued noise and the salt-and-pepper noise. In the case of pictures tainted by means of salt-and-pepper noise, clattering pixels take completely the utmost and the fewest requirements in the dynamic range. Those noises will scale back the standard of snapshots and harm the appearance of facts for the picture efficaciously. Picture filtering will efficiently cut back the noise within the image. The objective of impulse noise elimination is to subdue the noise to the realm of the truthfulness of side and aspect An upright and nicely prepared noise elimination technique ought to do away with maximum noise further as it should keep the essential characteristic the most quantity as capability. The identical old techniques of picture filtering generally include spatial filtering and frequency area filtering. Numerous filtering techniques reachable to de-noise the image are available. Previous strategies notice the neighboring severe "noisy" to be removed. Unfortunately, the extreme pixels, which place the unit are taken into consideration and noise may additionally comprise the primary details that may in addition be suppressed at some stage in the smoothing approach.

Cellular automata (CA) could dispose of impulse noise from a noise perturbed picture. Consistent cellular automata rules are developed to clear out impulse noise from both binary and grayscale photos. Numerous adjustments to the same old CA formula are then carried out to enhance the filtering overall performance. For instance, an arbitrary CA rule helps resolve the problem of noise distribution existing in deterministic CA filters. An IRNPR CA is utilized to resolve the constant boundary hassle. The overall performance of this CA technique is as compared with the conventional median clear out and exceptional switching filters in terms of peak sign to noise ratio and structural similarity. This evaluation indicates that a filter out that depends totally on cellular automata offers considerable upgrades compared to the same old filtering strategies.

A contemptible denoising method is projected victimization reflected CA supported Moore neighborhood (eight - community cellular), Iterative Refined Noisy Pixel Restoration (IRNPR) with reflected CA. IRNPR CA is tested in contradiction of peak sign-to-Noise Ratio (PSNR), mean rectangular blunders (MSE), and Structural SIMilarity (SSIM). It's determined that the projected technique outperforms other available technique in phrases of PSNR.

II. ASSOCIATED WORK

A different method termed Support vector regression (SVR) become purposeful through the investigators of [4] so that it'll acquire purged of noise from a photograph. The support vector standards and their weights had been calculated whilst the vociferous snapshots were certified with a base-fact. These calculated values were accustomed to eliminate the haphazard noise gift during an image at different levels on a pixel-through-pixel root. This might be a companion in the nursing example-based method as a result of its forged-off SVR

for noise elimination. The investigational final results take a glance at bestowed at some point of this object exhibited that the SVR based totally denoising techniques outperforms the Besov ball forecast method on the photo, which becomes unnatural by way of each PSNR and visual exam.

Researchers of the work [5] have forged-off PCA alongside local constituent combination (LPG) for noise suppression for you to realm the local configurations, a vector variable becomes sculptural from a constituent and their adjacent neighbor. Their examples for coaching had been non-appointive from the native window over block matching based totally LPG. This system guarantees that absolutely alike comfy and instance blocks are solid-off for the approximation of PCA alteration. For achieving a better performance on an overall, the LPG-PCA technique became iterated. Investigational final results specified inside the paper uttered that the LPG-PCA methodology outperforms the fashionable noise removal tactics. The other method becomes projected in [6] for the suppression of random noise. This system utilized Nonlocal shows that method for affordable noise elimination and additionally the consequences of the trial exhibited that NL-means based totally components done compared to the innovative denoising formula. Changhong, et al. [7] propose really specific more suitable median filter components for the photos extraordinarily tainted with salt-and-pepper noise. Frequently, altogether the pixels rectangular degree labeled supported the local datum information into sign pixels and crying pixels by way of mistreatment the Maximinnoisedetector.

The crying pixels square degree outstanding into three categories like small, modest, and fantastic-density noises. Subsequently, the biased eight-community resemblance performs the filter, the 5×5 median filters, and also the four-community suggest filter out square degree adopted to require away the noises. The papers [8] define the assiduousness of cellular automata (CA) for various image manner tasks like denoising and have detection. The amassed sort of cell states (i.e. constituent intensities) consequences in a significant increment within the variability of ability regulations. Hence, an abridged intensity illustration became used, ensuing during a 3 country cellular mechanism that becomes additional sensible. In concurrence, a changed ordered floating ahead seek technique was evolved so as to hurry up the selection of fantastic rule units inside the CA education level. In paper [9] a substitute methodology became projected to get rid of noise and to make a decision picture image edges via then perform of fuzzy cell automata as in [10]. At some point in this technique, 8 unique contiguous situations area units taken into consideration for every factor and sixteen numbers region units as a result of these transitions. Such numbers place unit cast-off as an attempt for the fuzzy club plays. The fuzzy rule floor becomes made in such a way that the only manner on nicely acknowledge the transition of every aspect.

A modified based unsymmetrical cut median filter (MDBUTMF) joined with Fuzzy Noise reduce method (FNRM) become planned [11] for the refurbishment of coloration photos, which are extraordinarily tainted with the help of salt and pepper noise. This filter out alternates the howling photo element through reduce norm once the weather with zeros and 255's values are available. The partial noise indifferent snapshots are extra handled through FNRM to urge a completely noise unconcerned photo companion amended sort of the directional weighted median (DWM) filter out was planned in paper [12]. This system will appreciably progress the recital of the directional-weighted-median filter because it consists of additionally ways (12 instructions) for part detection, whilst the DWM filter out solely pays four instructions. Additional hints to amend the precision of area recognition.

Esakkirajan, et al. [14] indifferent the greater thickness salt and pepper noise in grayscale and shade images employing a changed name-based mainly uneven cut median filter. This algorithm interchanges the howling pixel with the cut norm, as soon as all of the image element values inside the precise window are zeros and 255's. The noise photo element became replaced by the common of all the weather inside the nominative window. Gorsevski, et al. [15] perceived grain barriers in distorted stuns by way of cell automata refrain. Two-dimensional CA becomes useful for the removal of thin segments from distorted rocks and grain boundary reputation. The haul limitations comprise options like alignment, form, and spatial dissemination, fashioned from a CA Moore's environment-grounded commands practice. The Moore's surroundings entail of a 3×3 matrices of changing the looks via distinguishing amongst a middle photo detail and its acquaintances. These guidelines calculable the long run nation of each cellular whiles the number of recurrences to pretend boundary reputation was user-defined. The yield at every spherical affords numerous recognition instances of grain limitations. Kumar and Sahoo [16] deliberate a singular exercise for side popularity exploiting CA.

Chhabria and Shende [17] supposed a CA picture elimination algorithm for head and hand actions acknowledgment. Those actual time imaginative and prescient structures are regularly administered in a companion multimedia atmosphere. It entails of image capture, picture image removal, sample connotation, and command approximation. The actions are joined to the pre-saved statistics of actions. Later, the hardware affiliation became finished as in step with the joined symptoms on quad-guidelines. This motion additionally is often managed mistreatment voice commands. The cellular automata accommodate a multi-dimensional array/grid of cells. These cells will inhabit numerous finite sorts of viable states. The presence of the cells is at an equivalent time updated in accordance with a state transition plays. Aydogan [18] developed a cellular Neural community (CNN) grounded broadly side reputation of second facts. This CNN replica becomes solid-off for the popularity of the body image and edges. A random photo technique algorithm was deliberately supported by the instantaneous vicinity hyperlink of the cells. This technique was forged-off for area popularity and enhancement of image. CNN became purposeful to the arena and artificial records made for facet popularity of thin floor earth technological know-how entities that guard one another in several depths and dimensions.

III. DIGITAL IMAGE DENOISING USING ITERATIVE REFINED NOISY PIXEL RESTORATION CA

A. Cellular Automata in image process

Uniform cell automata guidelines square measure designed to dispose of motivation blast from parallel and grayscale pictures. A random CA instructing is employed to decrease commotion spread existing in settled CA channels. A Moore people group (the eight nearby cells incorporating a cell) is mulled over. A 2-D CA with a basic modernized guideline is helpful as a viable motivation clamor channel in computerized depictions. CA actualizes discovered value limit conditions anyplace the fill in the standard is practical totally to non-limit cells. The starter CA grid characterizes is that the image picture contaminated by methods for partners in the Nursing drive picture. The standard CA modernize decide tells that on the off chance that the middle constituent dark stage is zero or 255, at that point, the dominant part dim degree inside the nearby neighborhood is utilized to trade the middle pixel's cost. The settled or arbitrary CA reasoning is recruited once there could likewise be no

larger part dark stage inside the territory individuals inside the irregular way of thinking, the dim charge of an unpredictably picked constituent inside the area replaces the center constituent inside the settled way of thinking, and the introduced dim stage inside the area replaces the middle constituent. The clamor broadcast occasioned from the settled CA rule is settled with the assistance of the aimless guideline. An arbitrary CA plays in a way that is superior to the settled CA for dim stage photos. CA change rule is utilized inside the evacuation of salt and pepper commotion. This standard drafts if the current constituent is defiled. Just in the event of commotion, if all abutting locale unit is uproarious, the current constituent is subbed with the guide of the sort of units.

B.IRNPR-CA and its characteristics

An IRNPR cellular automaton can be considered a discrete computation model analyzed in the automata principle. IRNPR cellular automata also are referred to as cell spaces, tessellation automata, homogeneous structures, cellular systems, tessellation systems, and iterative arrays. Cellular automata have gained software in various regions, which include physics, theoretical biology, and microstructure modeling. A cellular automaton comprises of an ordinary grid of cells, every in considered one among a finite number of states, which incorporates on and rancid. The grid could also exist in any finite quantity of dimensions for every cell, a hard and fast of cells mentioned as its community is described with respect to the required cellular. An initial country (time $t = \text{zero}$) is chosen by using a kingdom for every cell. A fresh technology is made (incrementing t by using one), keep with a pre-defined rule (normally, a mathematical feature) [3], which decides the fresh kingdom of every cellular in terms of the contemporary kingdom of the cell and therefore the states of the cells in its community. Normally, the rule of thumb for getting the state of cells updated is that the identical for every cell and does not exchange over time, and is implemented to the entire grid at the same time [4] even though exceptions are recognized, alongside the stochastic cellular automaton and asynchronous cellular automaton.

C. Methods for denoising

(1) Primarily, an investigation picture is directed to take note of the commonness of motivation clamor. Any constituent picture is chosen and designed either or never again is it commotion free or rambunctious. This might be performed by methods for checking whether the chose constituent charge is greatest or least (0 or 255). In the event that the value is either 0 or 255, at that point the constituent is rambunctious and overseen by utilizing a monotonous refinement strategy. Else the qualities aren't generally zero or 255. The constituent is commotion open and stays unaffected.

(2) Where inside the salt and pepper commotion, the debased constituent takes one in all the 2 totally uncommon qualities: dark or white. The middle strainer is utilized to put off spontaneous commotion and upsurge picture greatness. CA includes interconnected cells. Every one of them has an accomplice in the nursing machine. Assistant in a nursing robot that might be a mechanical instrument won't execute clean computations includes a state ever-changing over

(3) Added, 3×3 windows focused at (I, j) is practical to the rambunctious constituent. To exchange, this uproarious constituent, the neighbor portions of this pixel region unit thought roughly misuse IRNPR-CA, thus checked whether the entirety of the neighboring pixels

region unit boisterous or now not. Glues your printed content here and snap on "next" to view this article redactor do its concern. Try not to have any literary substance to check? Try not to have any content t check, Click on "pick Samples."

$$X_{i,j} = \begin{cases} 0 \text{ to } 255 \text{ noisy pixel} \\ \text{elsewhere noise free} \end{cases} \quad (1)$$

Where $X_{i,j}$ = Intensity value of pixel at location (i, j)

$$X_{i,j} = \begin{cases} \text{noisy , proceed IRNPR WITH ca} \\ \text{noise free , no change} \end{cases} \quad (2)$$

N expansion, 3×3 windows focused at (I, j) is used to the crashing picture detail. To substitute this clanking picture detail, the neighbor picture components of that pixel at the thought about misuse IRNPR-CA, thus checked whether all the adjoining pixels are banging or not. CA with a buffering plan is employed in the conscious procedure. While hard the truly worth of tip-top photograph component at time t, the truly worth of bordering pixels all at once (t-1) keep up on inside the cushion is employed. CA might be referenced as (I, N, V, F). I may be a cell home since quite a while ago settled by a 2-dimensional cluster of most cells, $I = \{(a, b), 1 \leq a \leq m, 1 \leq b \leq n\}$, type of contentiousness (Moore neighborhood), V – Set of nearness picture detail expense, F-Transition perform. In the event that all bordering pixels are thumping, for example, they need esteems both 0 and 255 as appeared in (3), at that point they're as banging photograph detail, and furthermore, the window is delayed to 5×5 .

$$\begin{pmatrix} 255 & 0 & 255 \\ 0 & < 255 > & 255 \\ 0 & 255 & 0 \end{pmatrix} \quad (3)$$

On the off chance that at any rate some of the pixels don't appear to be rackety, at that point the middle of the neighbor pixels are determined by means of separated from the rackety pixels (0 or 255). They chose photograph detail is subbed with this middle. At that point, the methodology is contacted to the next picture detail. Arranged a 3×3 window is indicated in figure 1. Here X (I, j) refers to that the picked picture detail and elective pixels are next of X(i, j).

$$X_{i,j} = \begin{cases} \forall p(i,j) \text{ are noisy extend to } W_{5 \times 5} \\ \text{otherwise u excluding 0 to 255} \end{cases} \quad (4)$$

Wherein p = joins eight neighbor pixels of X (i,j), If the commotion endures in 3×3 window also, then the window is drawn out to 5×5 . On the off chance that the pixels are not outright notification the standard of the rest of the pixels of 5×5 window and reestablish the value to X(i, j) as in condition 5.

$$X_{i,j} = \begin{cases} \forall p(i,j) \text{ are noisy , Mean to all } p(i,j) \\ \text{otherwise u excluding 0 to 255} \end{cases} \quad (5)$$

$$X_{i,j} = \begin{cases} \forall p(i,j) \text{ are noisy , repeat IRNPR} \\ \forall p(i,j) \text{ noisefree , } i_{nf} \end{cases} \quad (6)$$

$$i_{nf} = \begin{cases} \text{Low MSE , } i_{nf} \\ \text{High MSE } i_{nf} \end{cases} \quad (7)$$

IV PERFORMANCE METRICS

A. Similarity with prevailing ways

The pictures are examined by means of Peak sign-to-Noise Ratio (PSNR), Mean Squared Error (MSE) and Structural SIMilarity (SSIM)

In information, the mean squared error (MSE) is used to measure the average (8) of the squares mean of errors

$$MSE = \frac{\sum_m \sum_n (I(m, n) - I'(m, n))^2}{X \times Y} \quad (9)$$

Peak signal-to-noise ratio, frequently shortened PSNR, is an production phrase for the proportion between the greatest power possible in a signal versus corrupting of noise, which influence the reliability of its representation of signal.

$$PSNR \text{ (dB)} = 10 \log_{10} (255^2 / MSE)$$

(SSIM) is a technique for envisage the apparent quality of digital images and pictures, as glowing as other kinds of digital images and videos. SSIM is used for compute the similarity among two images. (10)

$$SSIM = \frac{(2\mu_a\mu_b + C_1)(2\sigma_{ab} + C_2)}{(\mu_a^2 + \mu_b^2 + C_1)(\sigma_a^2 + \sigma_b^2 + C_2)}$$

The purposeful picture imaged noising method is investigated for four totally dim scale photos of two exceptional goals each. The pictures rectangular measure unique mark (512 × 512), (256 × 256), Iris (512 × 512), (256 × 256) rendition of explicit Fingerprint and Iris photos square degree indicated in decide.

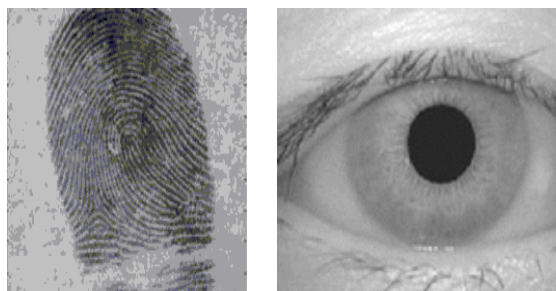


Figure 1. Sample images (Left to Right): Fingerprint and Iris

A. Low level denoised image(fingerprint) for salt & pepper noise

The output results of denoised image sample to fingerprint are shown in figure 2 and 3.



Figure 2. Fingerprint (Left to Right): Input noisy image and denoised image (With CA)



Figure 3. Fingerprint (Left to Right) Noisy Image and denoised image (IRNPR CA)

The output consequences of denoised picture image pattern to fingerprint is proven in figure 3 (with CA) , table 1 shows the overall performance assessment effects of the denoised pictures related to fingerprint with 3 distinct parameters (MSE,PSNR and SSIM)

Table 1. MSE, PSNR and SSIM values for ten % salt and Pepper noise in Finger print image

Methods	MSE	PSNR	SSIM
Noisy Image	1.8605e+03	15.4344	0.4019
With CA	7.2664	33.7745	0.9784
IRNPR CA	9.1119	40.2146	0.9977

B. High level denoised image (finger print) for salt & pepper noise

The yields after effects of denoised picture design (salt ninety % and pepper noise.) to unique mark are appeared in perceive four (with CA). The yields impacts of denoised picture test (salt ninety % and pepper noise) to unique mark are demonstrated in decide five (IRNPR-CA)

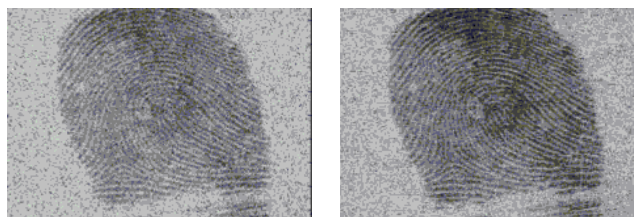


Figure 4. Image Finger print (Right to Left): Noisy input image and denoised image (With CA)




Figure 5. Image Finger print (Left to Right): Noisy image and denoised image (IRNPR CA)

Table 2 shows the overall performance assessment results of the denoise images related to fingerprint with 3 distinct parameters (MSE, PSNR and SSIM)

Table 2. MSE, PSNR and SSIM values for ninety% salt and pepper noise in Fingerprint image

Methods	MSE	PSNR	SSI M
Noisy image	1.6701e+04	5.9034	0.0273
With CA	1.4083e+04	6.6437	0.0247
IRNPR CA	172.8126	26.0564	0.8882

C. Low level denoised image (iris) for salt & pepper noise

The output outcomes of denoised photo pattern (salt ten %.) to iris are proven in discerning six (with CA) . The output effects of denoised image pattern (salt ten %.) to iris are shown in figure 7(IRNPR CA).

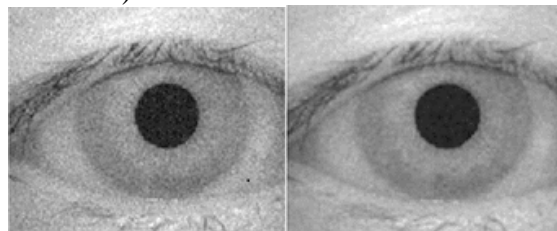


Figure 6. Image Iris (Left to Right): Noisy input image and denoised image (With CA)

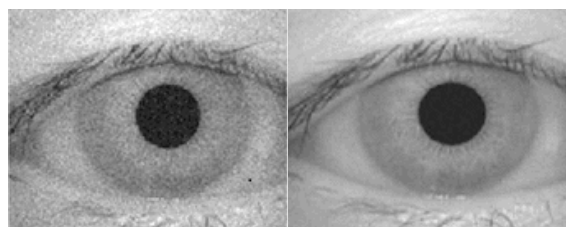


Figure 7. Image Iris (Left to Right): Noisy image and denoised image (IRNPR CA)

Table 3 shows suggests the performance comparison results of the denoise photographs associated with iris (10% noises) with 3 extraordinary parameters (MSE, PSNR and SSIM)

Table 3. MSE, PSNR and SSIM values for ten % noise in iris image

Methods	MSE	PSNR	SSIM
Noisy Image	1.8589e+03	15.4382	0.4576
With CA	7.4081	29.7167	0.9581
IRNPR CA	8.0039	42.0978	0.9956

D. High level denoised image (iris) for salt & pepper noise

The output consequences of denoised picture image pattern (salt ninety %) to iris is proven in determine eight (With CA) . The output effects of denoised picture pattern (salt ninety %) to iris are proven in figure 9(with CA).

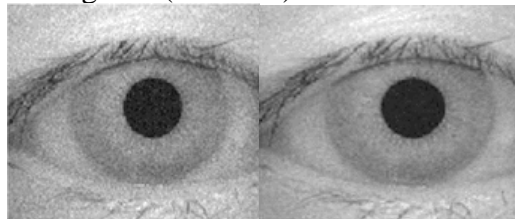


Figure 8. Image Iris (Left to Right): Noisy input image and denoised image (With CA)

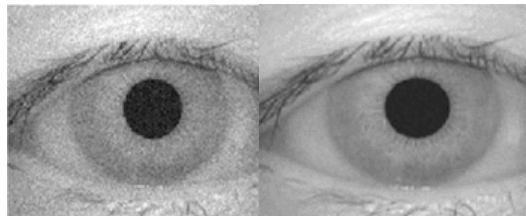


Figure 9. Image Iris (Left to Right): Noisy image and denoised image (IRNPR CA)

Table 4 shows the performance contrast effects of the denoised photographs related to iris (90% noises) with three one-of-a-kind parameters (MSE, PSNR and SSIM)

Table 4. MSE, PSNR and SSIM Values for ninety %noise in iris image

Methods	MSE	PSNR	SSIM
Noisy Image	1.6588e+04	5.9329	0.0317
With CA	1.4028e+04	6.6607	0.0284
IRNPR CA	304.2348	25.2987	0.8009

Two parameter image indicators a, b, c and d are associated with each other for the dimension of SSIM. The subsequent symbolizations are cast-off in.

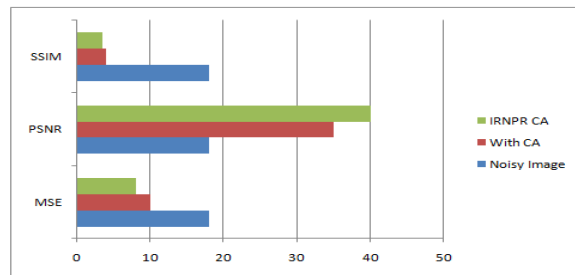


Figure 10. Graphical exploration of PSNR for Finger print image (512 × 512) by IRNPR CA and other prevailing approaches

Figure 10 Graphical investigation of PSNR for two goals of unique mark picture (512x512) and (256x256), by method of IRNPR CA and other accessible techniques. PSNR is assessed for 2 goals of the unique mark picture (512x512), and (256x256), with IRNPR CA and distinctive winning strategies. The near investigation is spread out in

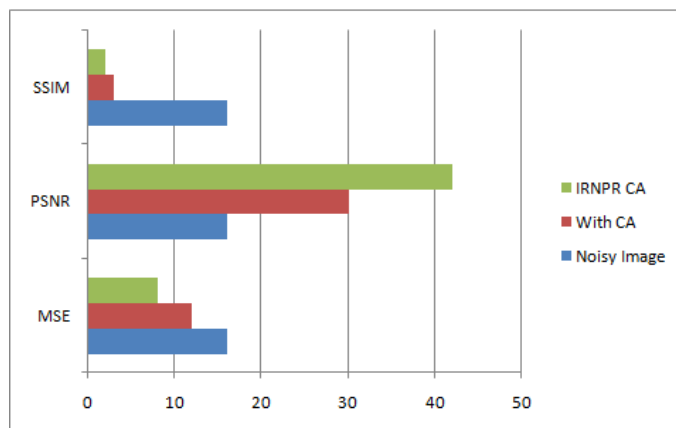


Figure 11. Graphical exploration of PSNR for IRIS image (512 × 512) by IRNPR CA and other prevailing approaches

PSNR, MSE, and SSIM are tested for Finger print (256× 256) photo for diverse noise densities by employing IRNPR CA. The relative examination is specified in table 5.

Table 5. PSNR, MSE, SSIM for Finger print (256 × 256) image for diverse noise densities by means of IRNPR CA

Noise Density	PSNR(dB)	MSE	SSIM
10	43.06	3.30	0.99
20	39.21	7.78	0.99
30	36.63	14.12	0.99
40	34.89	21.08	0.98
50	33.10	31.78	0.97

60	31.80	42.87	0.96
70	30.17	62.49	0.95
80	28.43	93.26	0.92
90	25.91	166.69	0.86

V. CONCLUSION

A cost-effective denoising method is projected exploitation IRNPR CA supported Moore neighborhood methodologies (eight-neighborhood cell). Two pictures samples (Finger print, Iris) are investigated for noise removal process. Here the first pixels level (512 x 512) and another pixel level (256 x 256) are taken for the recital examination purpose of denoising in the images. The IRNPR-CA is analyzed in resistance of Peak Signal to Ratio (PSNR), Mean Square Error (MSE), and Structural SIMilarity (SSIM). It's discovering that normal CA outperforms the alternative current techniques in terms of PSNR and SSIM obtaining. This IRNPR CA more effective when compared with normal CA analysis in terms of obtaining the output of PSNR is becomes very high. The SSIM is attained at accurate level and also the MSE value is very less in applying with the IRNPR techniques. This digital image denoising method is distended to greater decision image denoising technique with rapid computing strategies including parallel computing.

REFERENCES

1. K. K. V. Toh and N. A. M. Isa, "Noise Adaptive Fuzzy Switching Median Filter for Salt-and-Pepper Noise Reduction," *Signal Processing Letters, IEEE*, vol. 17, pp. 281-284, 2010.
2. R. Dharmarajan and K. Kannan, "A hypergraph-based algorithm for image restoration from salt and pepper noise," *AEU – International Journal of Electronics and Communications*, vol. 64, pp. 1114-1122, 2010.
3. M. Protter and M. Elad, "Image Sequence Denoising via Sparse and Redundant Representations," *Image Processing, IEEE Transactions on*, vol. 18, pp. 27-35, 2009.
4. D. Li, "Support vector regression based image denoising," *Image and Vision Computing*, vol. 27, pp. 623-627, 2009.
5. L. Zhang, W. Dong, D. Zhang, and G. Shi, "Two-stage image denoising by principal component analysis with local pixel grouping," *Pattern Recognition*, vol. 43, pp. 1531-1549, 2010.
6. K. Lu, N. He, and L. Li, "Nonlocal Means-Based Denoising for Medical Images," *Computational and Mathematical Methods in Medicine*, vol. 2012, pp. 1-8, 2012.
7. W. Changhong, C. Taoyi, and Q. Zhenshen, "A novel improved median filter for salt-and-pepper noise from highly corrupted images," in *Systems and Control in Aeronautics and Astronautics (ISSCAA), 2010 3rd International Symposium on*, 2010, pp. 718-722.

8. P. L. Rosin, "Image processing using 3-state cellular automata," *Computer Vision and Image Understanding*, vol. 114, pp. 790-802, 2010.
9. K. Mirzaei, H. Motameni, and R. Enayatifar, "New method for edge detection and denoising via fuzzy cellular automata," *Int. J. Phy. Sci*, vol. 6, pp. 3175-3180, 2011
10. S. Sadeghi, A. Rezvanian, and E. Kamrani, "An efficient method for impulse noise reduction from images using fuzzy cellular automata," *ommunications* vol. 66, pp. 772-779, 2012.
11. T. Vimala, "Salt and pepper noise reduction using mdb utm filter with fuzzy based refinement," *International Journal of Management, IT and Engineering*, vol. 2, pp. 447-461, 2012.
12. C.-T. Lu and T.-C. Chou, "Denoising of salt-and-pepper noise corrupted image using modified directional-weighted-median filter," *Pattern Recognition Letters*, vol. 33, pp. 1287-1295, 2012.
13. A.Suresh & Dr.P.Malathi, 2017. 'An improved cellular automata (ca) based image denoising method for biometric applications'. *Biomedical Research 2017; Special Issue: ISSN 0970-938X*.
14. Esakkirajan, S. Veerakumar, T. ; Subramanyam, A.N. ; PremChand C.H.," Removal of High Density Salt and Pepper Noise Through Modified Decision Based Unsymmetric Trimmed Median Filter", *IEEE Signal Processing Letters*, Volume:18 Issue:5, pp. 287 - 290, 2011
15. P. V. Gorsevski, C. M. Onasch, J. R. Farver, and X. Ye, "Detecting grain boundaries in deformed rocks using a cellular automata approach," *Computers & Geosciences*, vol. 42, pp. 136-142, 2012.
16. 15. T. Kumar and G. Sahoo, "A Novel method of edge detection using cellular automata," *International Journal of Computer Applications*, vol. 9, pp. 38-44, 2010.
17. S. A. Chhabria and R. S. Shende, "Cellular Automata Image Extraction Algorithm for Gestures Recognition," *International Journal on Computer Science and Technology*, vol. 2, pp. 251-255, 2011.
18. D. Aydogan, "CNNEDGE POT: CNN based edge detection of 2D near surface potential field data," *Computers & Geosciences*, vol 46, pp. 1-8, 2012.
19. S. Sato and H. Kanoh, "Evolutionary design of edge detector using rule-changing Cellular automata," in *Nature and Biologically Inspired Computing (NaBIC)*, 2010 Second World Congress on, 2010, pp. 60-65.
20. F. Qadir, M. A. Peer, and K. A. Khan, "An effective image noise filtering algorithm using cellular automata," in *Computer Communication and Informatics (ICCCI)*, 2012 International Conference on, 2012, pp. 1-5.